

IF-SAT AMPLIFIERS

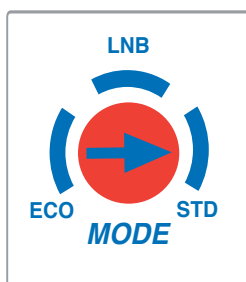
- ▶ IF-SAT 4 ways headend amplifier
- ▶ Gain adjuster for each input
- ▶ Optimised gain slope
- ▶ Power save mode
- ▶ Supply for QUATTRO-LNB (15V)
- ▶ Selectable 0/12V TV for Terr. remote power supply
- ▶ DC power input for external power supplier



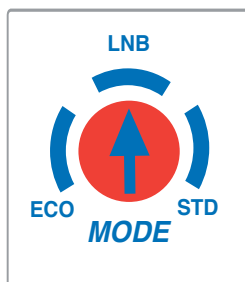
ITEM CODE	ASX4/30
NUMBER OF IN/OUT	5 / 5
FREQUENCY BAND IF-SAT	950... 2200 MHz
GAIN @950 MHZ	24 dB
GAIN @2150 MHZ	30 dB
TV TERR. LOSS	-0,5 dB
IF-SAT GAIN ADJUSTER	4 x 0/-15 dB
OUTPUT LEVEL MAX.	118 dB μ V*
NOISE FIGURE	\leq 7 dB
ISOLATION BETWEEN INPUTS	> 35 dB
ISOLATION BETWEEN OUTPUTS	> 35 dB
RETURN LOSS	> 12 dB
QUATTRO-LNB POWERING	VL / HL / VH / HH (15V)
LNB POWER	600mA total / 300mA single input
AMPLIFIER CONSUMPTION	400mA@15V
TV TERR. REMOTE POWER	12V 200mA
DIMENSIONS	138 X 108 X 38

* CEI EN 50083-3 -35 dB IMA2

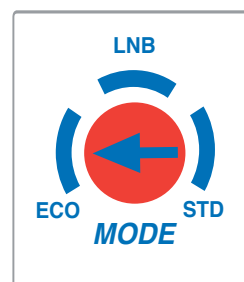
POWER SAVE MODE FUNCTION



LNB = On
Ampli = On



LNB = On
Ampli = Stand-By



LNB = Stand-By
Ampli = Stand-By