






# SRW516 SERIES

-  **Switching Power Supplier**
-  **Legacy/SCR-dCSS Auto-Detection**
-  **Selectable Quattro/WideBand Mode**
-  **10 dB Extra Power Level Output**
-  **16 User Band (8 SCR / 16 dCSS)**



Designed for  
**ULTRA 4K HD**

**WIDEBAND MULTISWITCH**

**A** 2 ORBITAL POSITIONS **B**  
**LNB WIDE BAND**

**5** YEARS WARRANTY

MODEL	SRW516/4	SRW516/6	SRW516/8	SRW516/12	
TYPE	Compact				
INPUTS	5				
OUTPUT/TAPS	4	6	8	12	
SATELLITE INPUTS FREQ. RANGE	MHz	250... 2400			
SATELLITE INPUTS POWER LEVEL RANGE	dBμV	60... 100			
SATELLITE A.C.G. POWER LEVEL RANGE	dBμV	60... 90			
SATELLITE OUTPUT/TAP FREQ. RANGE	MHz	950... 2150			
MAX. LEGACY OUTPUT LEVEL	dBμV	85			
MAX. SCR-dCSS OUTPUT LEVEL	dBμV	86/90/94			
TV TERRESTRIAL INPUT FREQ. RANGE	MHz	5... 790			
TV TERRESTRIAL OUTPUT/TAP LOSS	dB	- 16	- 18	- 20	- 24
TV TERRESTRIAL RETURN PATH LOSS	dB	- 16	- 18	- 20	- 24
SATELLITE / TV TERRESTRIAL DIPLEXER ISOLATION	dB	≥ 50			
SCR/dCSS STANDARDS	Compliant with GENELC EN50494 (SCR) EN50607 (dCSS) SKY UK DSCR				
SCR/dCSS USER BANDS	16				
LEGACY STANDARDS	13/18V 22KHz Universal Tone & Voltage				
DiSEqC SIGNALLING	DiSEqC 1.0 / 2.0 Compliant				
CROSSPOLARITY ISOLATION	dB	> 30			
TRUNK ISOLATION	dB	> 30			
PHASE NOISE	dBc/Hz	-90 @ DELTA F=1KHz			
RETURN LOSS	dB	> 12			
MAX. POWER CONSUMPTION @ 13V PER OUTPUT	mA	50			
LNB MAX CURRENT @ 20V	mA	300			
DIMENSIONS LxHxP	mm	118x163x38	118x223x38	118x281x38	118x341x38

